



Road closure survey results

(Online summary July 2016)



Background

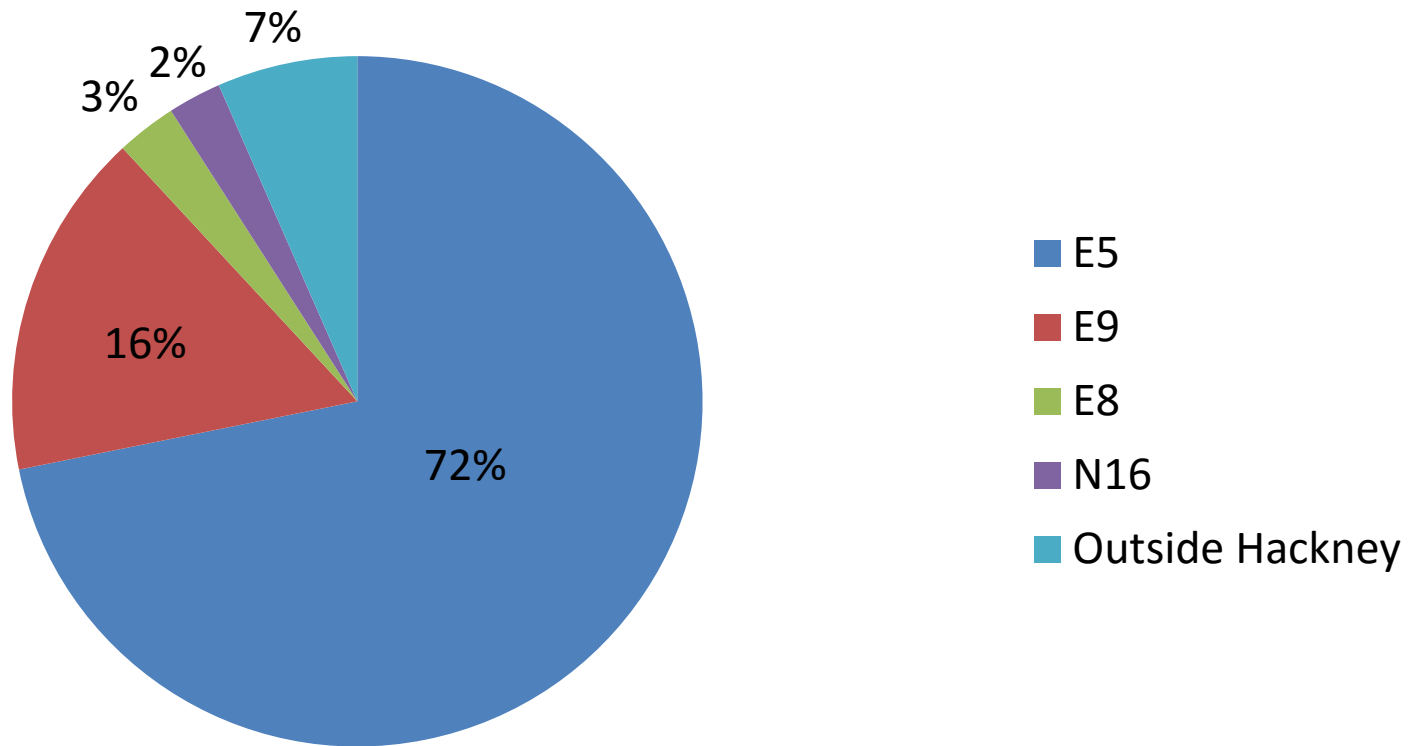
- Survey ran 26 April to 31 May 2016
- Ran in Survey Monkey and promoted via Twitter, Facebook, website and e-newsletter
- 639 responses – 88% of respondents live in E5 or E9, the areas surrounding the market
- 47 comments on Facebook (which are publically available and viewed by anyone on our [Facebook page](#))

Summary

- 85.4% of respondents want to see the road closed on market days (between Dunlace and Rushmore Roads)
- 14.6% of respondents do not want the road closed on market days
- Regardless of whether the road is closed or not 85.9% would like to see traffic calming measures introduced on market days – more than half (55.7%) would like to see measures introduced every day of the week
- 72.6% of respondents would spend more time at the market / on the street with the road closed to traffic
- Almost all respondents made a comment on traffic conditions on the road
-

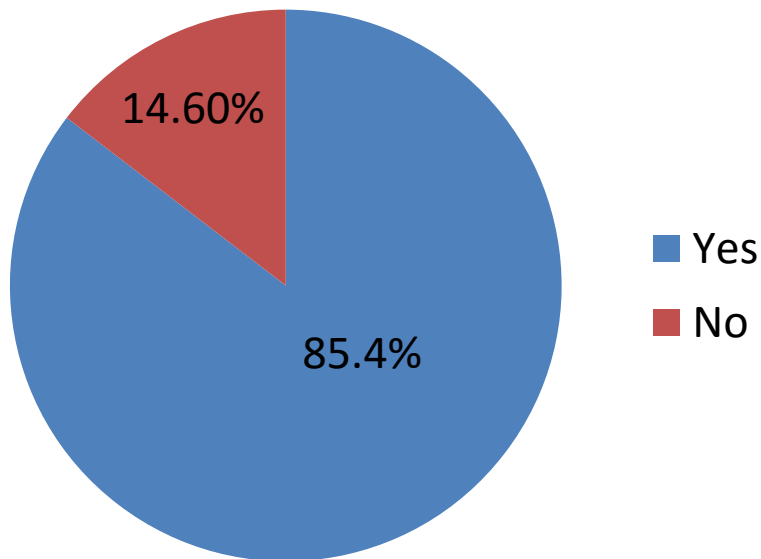
639 respondents primarily from E5 and E9

Location of respondents by postcode



Q2. Do you believe the market stretch of Chatsworth Road (from Dunlace to Rushmore Road) should be closed on market day?

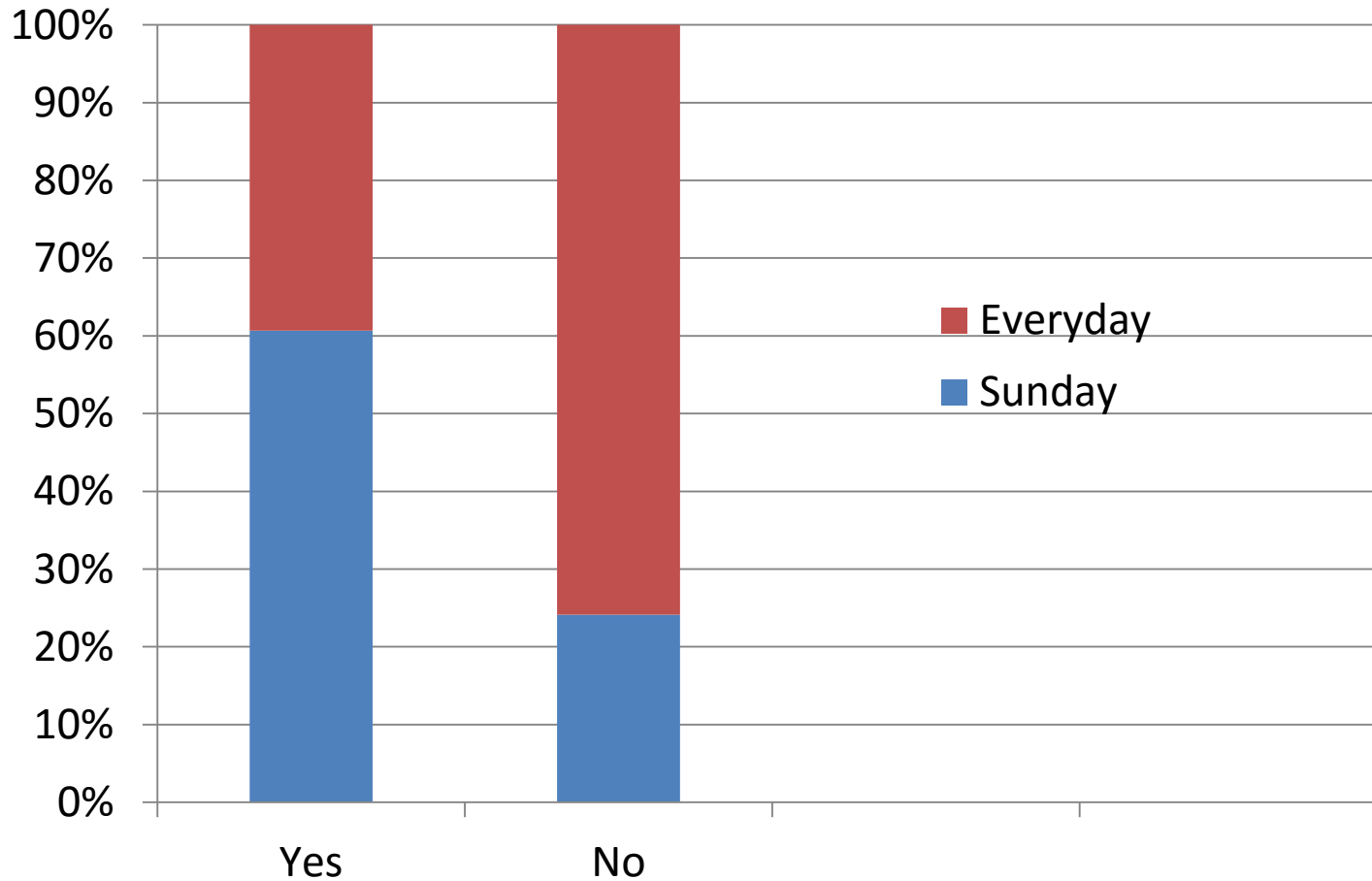
Percentage of respondents



Summary

- 85.3% of local people want the road closed on market days
- 14.7% of those local people do not want the road closed on market days
- 11.9% of respondents were outside E5 and E9

Q3 & Q4. Do you believe extra traffic calming measures should be brought in on market day and/or everyday (regardless of any road closure)?



Q6. Would you visit the market more / stay longer if the road were closed?

Change to time spent at market

